

# Extension Activities



MORLEY  
VICTORIA  
PRIMARY SCHOOL



## Reading

- Read a story you have not read before – write a review that could be posted on Twitter
- Read an encyclopaedia (online or as a book) and gather 20 facts you did not know
- Read and perform a poem of your choice or one you have written yourself
- Carry out a research project on an animal or place of your own choice. Read about it and write about it in your own words.





## Writing

- Write a story that has exactly 500 words!
- Write a novel and publish it.
- Draw some illustrations for the inside of the book.
- Design and make a front cover with a blurb.
- Put everything together and publish the book.
- Give it to someone else to read and enjoy!
- Extra challenge – can you write a short paragraph that doesn't include the letter 'a'? Repeat this challenge but try and choose a different letter each time!

Aa

## Spelling and Vocabulary

- Create your own A-Z of new vocabulary you have picked up or words you have learnt from a thesaurus. Use a dictionary to write out the definitions.
- Choose a route word such as 'count', 'fame', 'cook' etc. How many words can you make? What is the longest word you can make?
- Play countdown. Give yourself 9 random letters – what is the longest word you can make?
- Take a paragraph from a book – re-write it using improved vocabulary.






## Drama

- Write your own playscript and perform it with your family
- Can you recreate your favourite scene from a book?
- Write a Shakespeare play in modern day language and perform it to others.





## Maths

- Design a game which involves maths knowledge and skills.
- Write out the instructions.
- Make the game.
- Play the game with your family.
- Hint: a packet of playing cards is a good basis for any maths game!
- Create a revision guide of something you have covered for someone in your year group (or below) to use.





## PE

- Practise a skill that you know you need to improve on. Practise for 10 minutes everyday for a week. What happens to your skill level?
- Pick your favourite music track, make up a dance and perform it.
- Try to do something active for 20 minutes each day for a whole week – How does this make you feel? Record how you felt ten minutes before the exercise and 10 minutes after.
- Learn the rules of a new game and teach it to your friends/family.



# Computing


- Design your own website – what would it be about and what would it look like?
- Use scratch to practise your coding skills.
- Create a PowerPoint about your favourite topic.






## RE

- Research a local place of worship in your own area and create a fact file.
- Research what religious festivals are taking place around the world this month. What religion are they? How are they celebrated?
- Learn about a religion you are not familiar with. Make a video clip to teach others about what you have learnt.



## PSHE

- Create your own 'acts of kindness' voucher booklet e.g. I will tidy my room, I will give you a hug, I will make you a cup of tea, I will play with my brother/sister. I will take the dog for a walk etc Give them to your family and say that they can use them whenever they want.
- Play emotion charades. Pick an emotion and try and act this out so the other person guesses it.
- Create a presentation about British Values.



## Science

- Research an animal or part of the human body you do not know much about – think about how to display your learning.
- Research a science topic and write a lesson to teach someone else.
- Complete one of the science experiments from this website:

[www.goodhousekeeping.com/life/parenting/g32176446/science-experiments-for-kids/?slide=4](http://www.goodhousekeeping.com/life/parenting/g32176446/science-experiments-for-kids/?slide=4)





# History

- Research a part of history you have not learnt about, eg, The Tudors, The Stewarts, World War One and present it in your own way – pictures, cartoons, mind maps, a word document, a leaflet or PowerPoint presentation.
- Research the History of our school building.
- Research one of the statues/monuments in Morley.
- Research your family tree and present it.
- Research about archaeology – famous dig sites, famous people and famous treasure.



# Geography


- UK or worldwide – mark on a map all of the places you have visited.
- Have a look at a world map and research a country you have never heard of.
- Write down a list of all of the places you would like to visit and why. Plot them on a map.
- Design your very own town – who would live there? What buildings would you have in your town?
- Draw a map of your town.



## Art

- Visit a virtual art gallery and have a go at recreating a painting of your choice.
- Research local artists in Leeds and the surrounding areas.
- Have a go at recreating a painting using computer software.
- Research some famous paintings/paintings and present your findings in any way you choose.





## DT

- Design and make a new type of cake.
- What would the recipe be?
- What would the packaging look like?
- How much would your product cost on the supermarket shelves?
- How much profit would you make?
- Make a bird box to put in your garden.
- Make something using your sewing skills.





## Languages

- How many different languages can you learn to say hello in?
- Make a fact file about France.
- Research different parts of France and famous landmarks in the country.
- Learn a new word in French every day and record it in your own French dictionary.





## Music

- Make your own musical instrument or use an instrument you have at home.
- Learn about musical notation and what each represents.
- Write and perform your own song.
- Play a song from each decade starting from 1950's – which do you prefer and why?





## Climate Change

- Design a home of the future which is made of recyclable materials and runs on renewable energy.
- Can you go through the day without using any electrical devices?
- Research rainforests – what are the effects of deforestation?



## Dragons' Den Style Project

### Design your own chocolate bar

- Research – what is out there already?
- Carry out some research about what people like – present your findings in a graph.
- Mind map your ideas.
- Finalise your final idea.
- Write a list of your ingredients – How much will each one cost?
- Make the new product.
- Design and make the packaging for the final product.
- Design an advert for your new product.
- Produce an advert for the TV and/or radio.
- Write a pitch to a supermarket asking them to stock your product.